



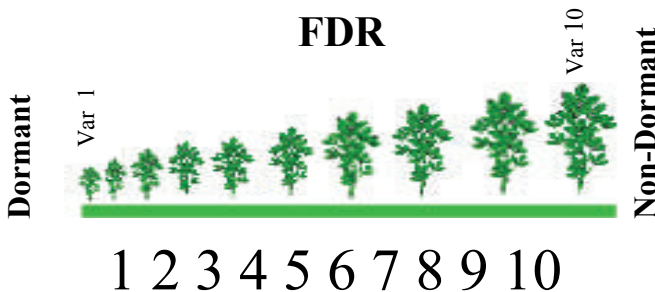
1-866-400-6434

<http://www.targetseed.com>

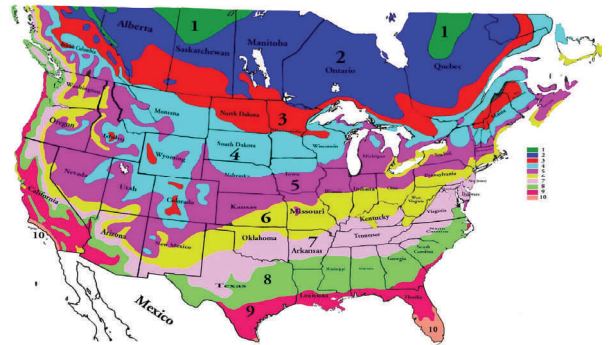
Fall Dormancy, Winter Survival Rating, Alfalfa Variety Selection...

What Is Fall Dormancy?

10 Varieties 25 Days After Same Fall Cutting Date



Alfalfa varieties are currently subdivided into ten dormancy groups based on their Fall Growth Response to shortening day lengths and cooling temperatures. This “Fall Dormancy Rating” helps researchers and farmers predict the survival and/or adaptation of varieties to **cold or hot** climates. This system has been useful but does have its draw backs. Increased yields, in the form of plant vigor and fast regrowth, have often been sacrificed in varietal development in lieu of fall growth habits indirectly associated with winter survival. **To increase yield in dormant and semi-dormant varieties, breeders are now classifying their alfalfa varieties using two rating systems, Fall Dormancy and Winter Survival.**



What Is The Winter Survival Index ?

The “Winter Survival Rating” is a new system developed by alfalfa researchers to directly measure a varieties survival following harsh winter conditions.

Winter Survival Index

1 2 3 4 5 6


Excellent

Survival

Poor

New varieties are now evaluated under winter conditions and rated for survival.

Winter Survival Examples



WSI = 2.2

Actual Winter Survival may vary between Varieties.



WSI = 4

For Additional Information
Contact our Sales Staff at

Target Seed

Donald R. Miller Ph.D. (Idaho)
Director of Product Development
Cell: 208-250-0376

Jim Moutray Ph.D. (Idaho)
Plant Breeding Consultant
Business Phone: 866-400-6434

“Sales”

Tom Miles (Idaho)
Cell: 208-250-3402

Gene Lind (Illinois)
Business Phone: 815-875-4330
Cell: 815-878-0546

